
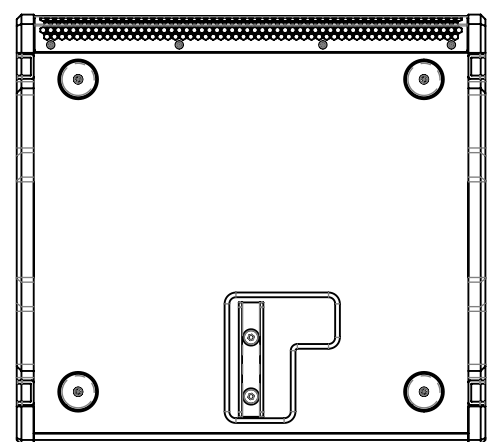


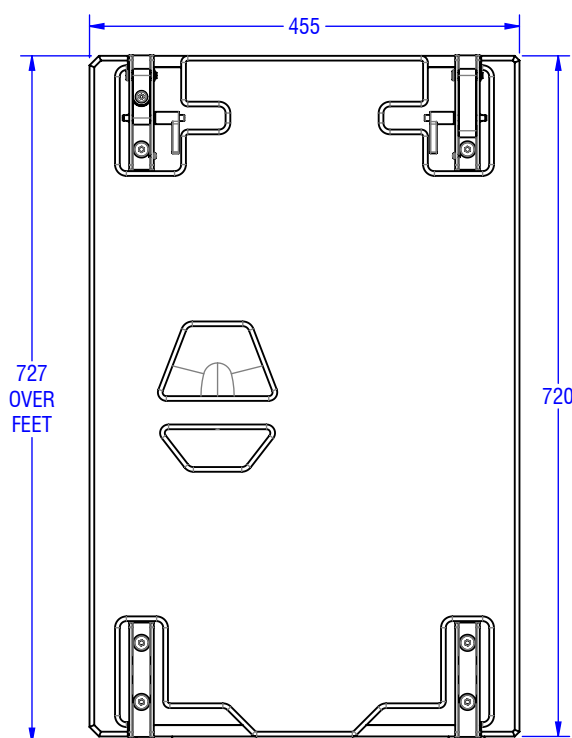
TOP



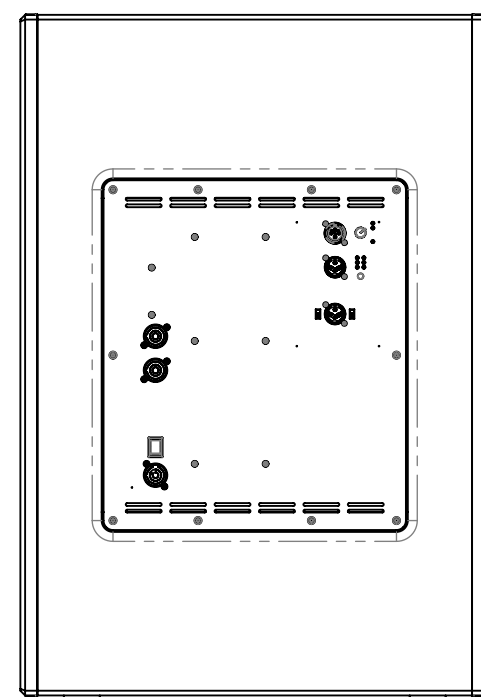
FRONT




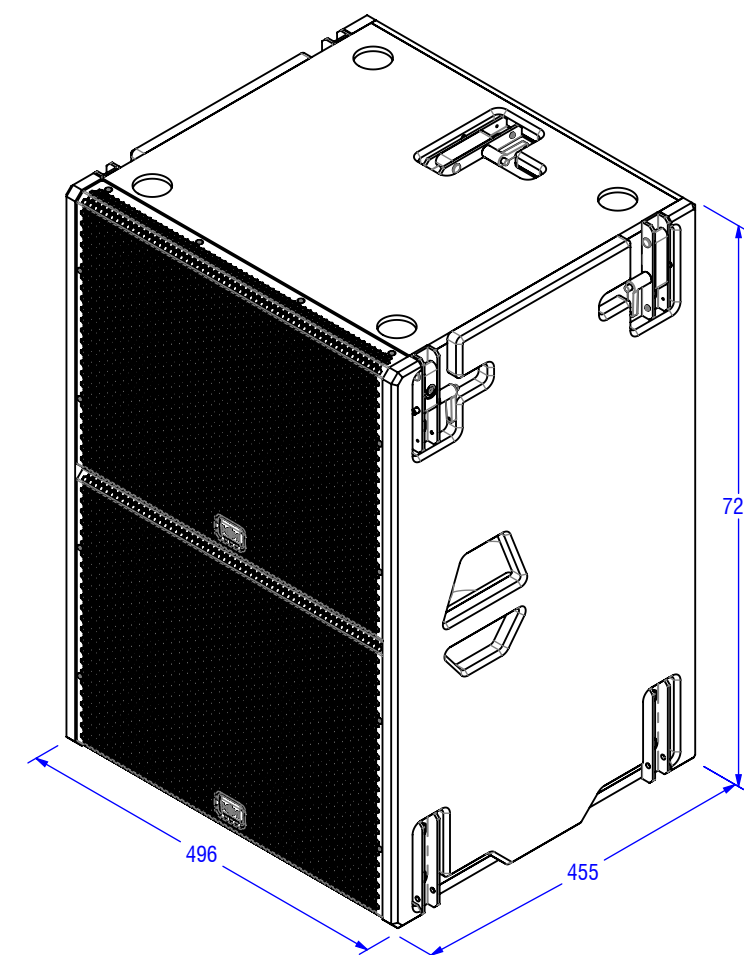
BASE



RIGHT



REAR



DESCRIPTION:  
FULL ASSEMBLY

STATE:  
RELEASED



UNLESS OTHERWISE STATED:  
ALL DIMENSIONS ARE IN MILLIMETERS (mm)  
LINEAR TOLERANCE  $\pm 0.5$  ANGULAR TOLERANCE  $\pm 1.0^\circ$

PROJECT TITLE:  
TNA-2120SA-G3

REFER TO 3D MODEL FOR FULL DIMENSIONAL DATA

THIS DRAWING REMAINS THE PROPERTY OF HH ELECTRONICS LIMITED.  
THIS DRAWING, HARD COPY OR DIGITAL, AND ANY ATTACHMENTS ARE  
CONFIDENTIAL, LEGALLY PRIVILEGED AND PROTECTED BY COPYRIGHT.

DWG NO.  
MCA017125

DATE:  
06/06/2025

SCALE:  
1:8

REVISION:  
4

RELEASED BY:  
TB

SHEET SIZE:  
A3

SHEET:  
2/2