

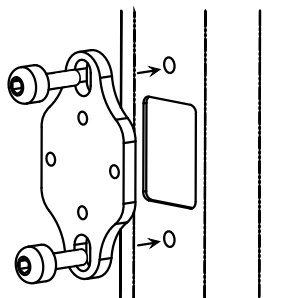
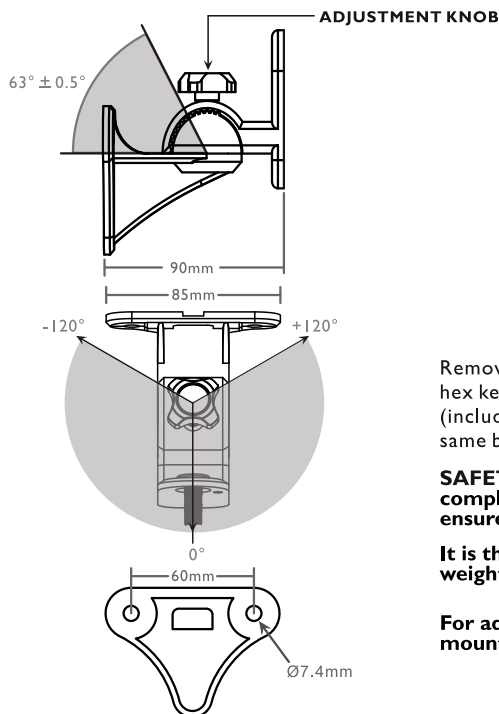
• [WWW.HHELECTRONICS.COM](http://WWW.HHELECTRONICS.COM)



# T E S S E N

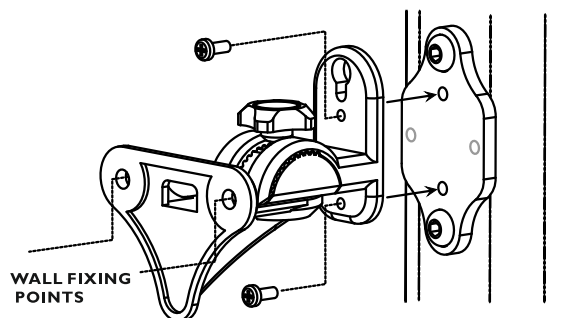
## iNSTALL

With a 15Kg load limit, this discrete mounting system will provide both horizontal and vertical rotation or a combination of the two.



**SAFETY:** The wall mounting of cabinets should be performed only by properly qualified persons, in compliance with all local laws and using approved hardware - it is the responsibility of the installer to ensure all requirements / laws have been met and adhered to.

**It is the installers responsibility to ensure the point of fixing is structurally adequate to support the weight of the cabinet.**



Fit the Wall bracket to the spacer as shown with M3 screws included.



# TNi-BRK10 - 墙面安装支架

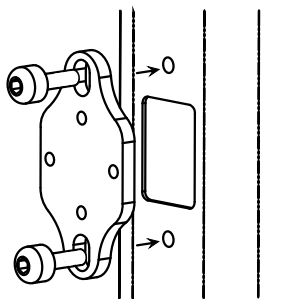
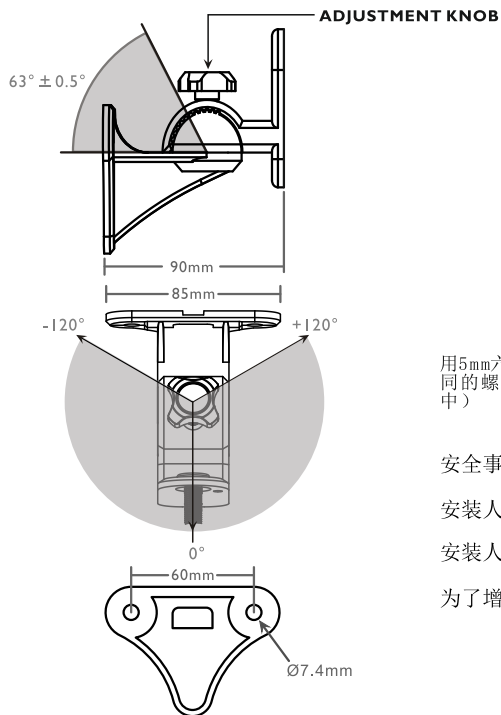
WWW.HHELECTRONICS.COM



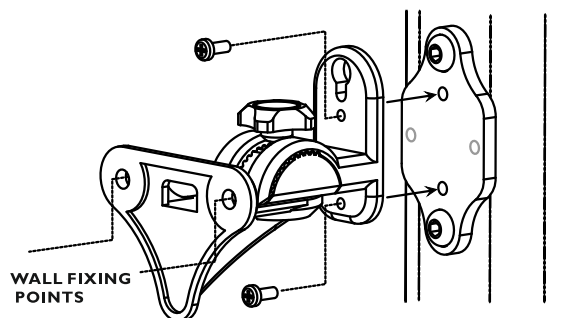
TESSEN  
INSTALL

感谢您购买TNi-BRK10墙面安装支架，此附件用于TNi-4030 / TNi-4030-B音箱。

这种安装方式的负载限制为15Kg，可提供水平旋转和垂直旋转的使用模式或这两者的组合模式。



用5mm六角扳手拆下两个固定螺丝。再用相同的螺丝安装垫片（垫片包含在安装套件中）



如图所示，将壁式支架安装到垫片上，并附带M3螺钉。

安全事项：机柜的墙面安装应由合格的安装人员执行，符合所有当地法律并使用经批准的硬件。

安装人员有责任确保安装满足并遵守当地法律和所有的要求。

安装人员有责任确保安装支架在结构上足以支撑机柜的重量。

为了增加安全性，强烈建议定期检查音频线缆连接，机械固定和安装支架的牢固性。



Designed and Engineered in the UK since 1968

© 2018 HH Electronics Ltd