

8

7

6

5

4

3

2

1

F

F

E

E

D

D

C

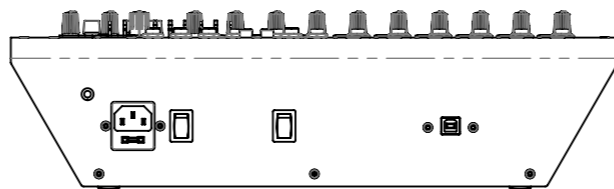

C

B

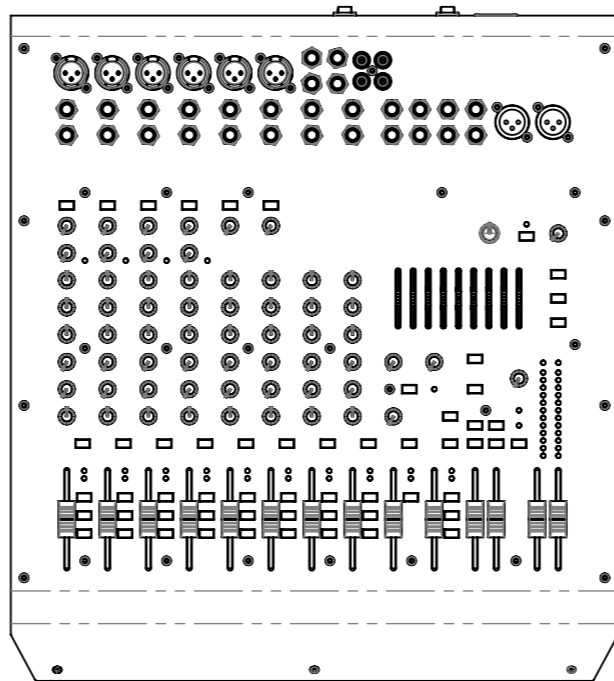
B

A

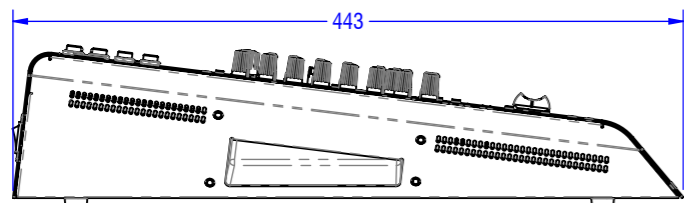
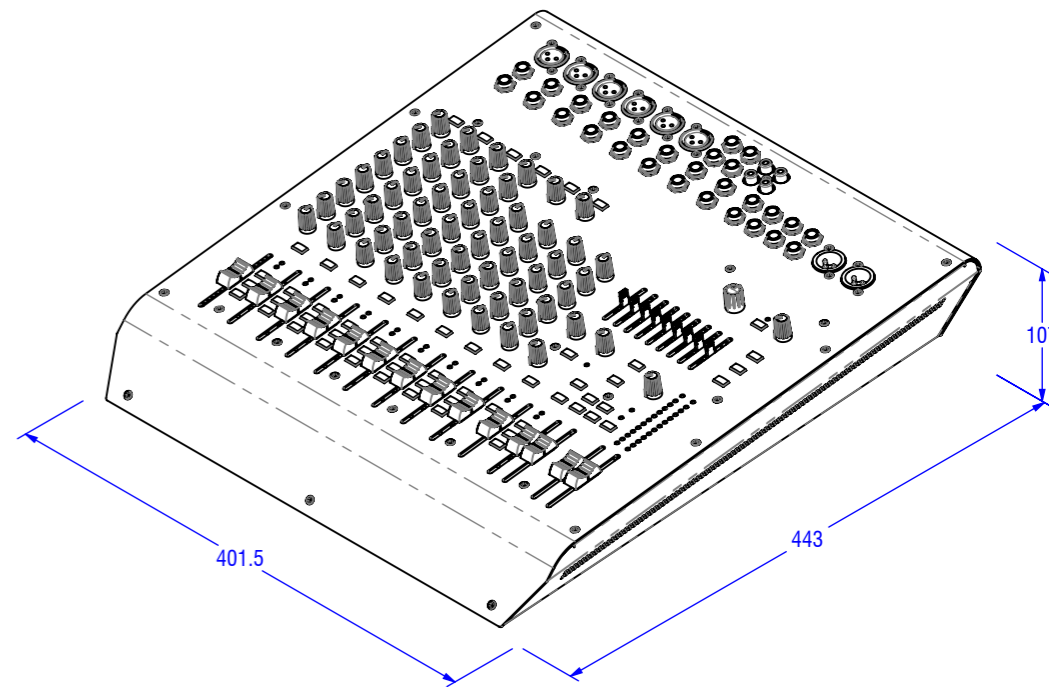
A



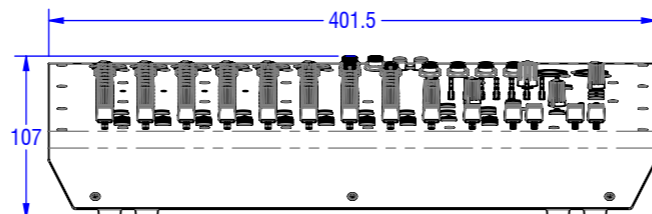
REAR



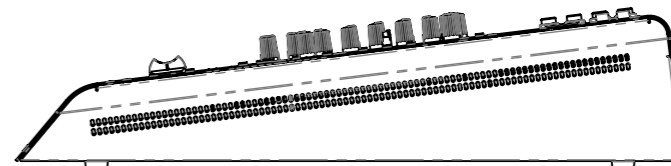
TOP




LEFT



FRONT



RIGHT



HH ELECTRONICS LTD
 STEELPARK ROAD, COOMBS WOOD BUSINESS PARK,
 HALESOWEN, WEST MIDLANDS, B62 8HD, UK
 WWW.HHELECTRONICS.CO.UK

DESCRIPTION:
FULL ASSEMBLY

STATE:
RELEASED



UNLESS OTHERWISE STATED:
 ALL DIMENSIONS ARE IN MILLIMETERS (mm)
 LINEAR TOLERANCE ± 0.5 ANGULAR TOLERANCE $\pm 1.0^\circ$

PROJECT TITLE:
Q12FX

REFER TO 3D MODEL FOR FULL DIMENSIONAL DATA

THIS DRAWING REMAINS THE PROPERTY OF HH ELECTRONICS LIMITED.
 THIS DRAWING, HARD COPY OR DIGITAL, AND ANY ATTACHMENTS ARE
 CONFIDENTIAL, LEGALLY PRIVILEGED AND PROTECTED BY COPYRIGHT.

DWG NO.
MCA016656

DATE:
29/04/2024

SCALE:
1:5

SHEET SIZE:
A3

REVISION:
1

RELEASED BY:
TB

SHEET:
1/1

8

7

6

5

4

3

2

1