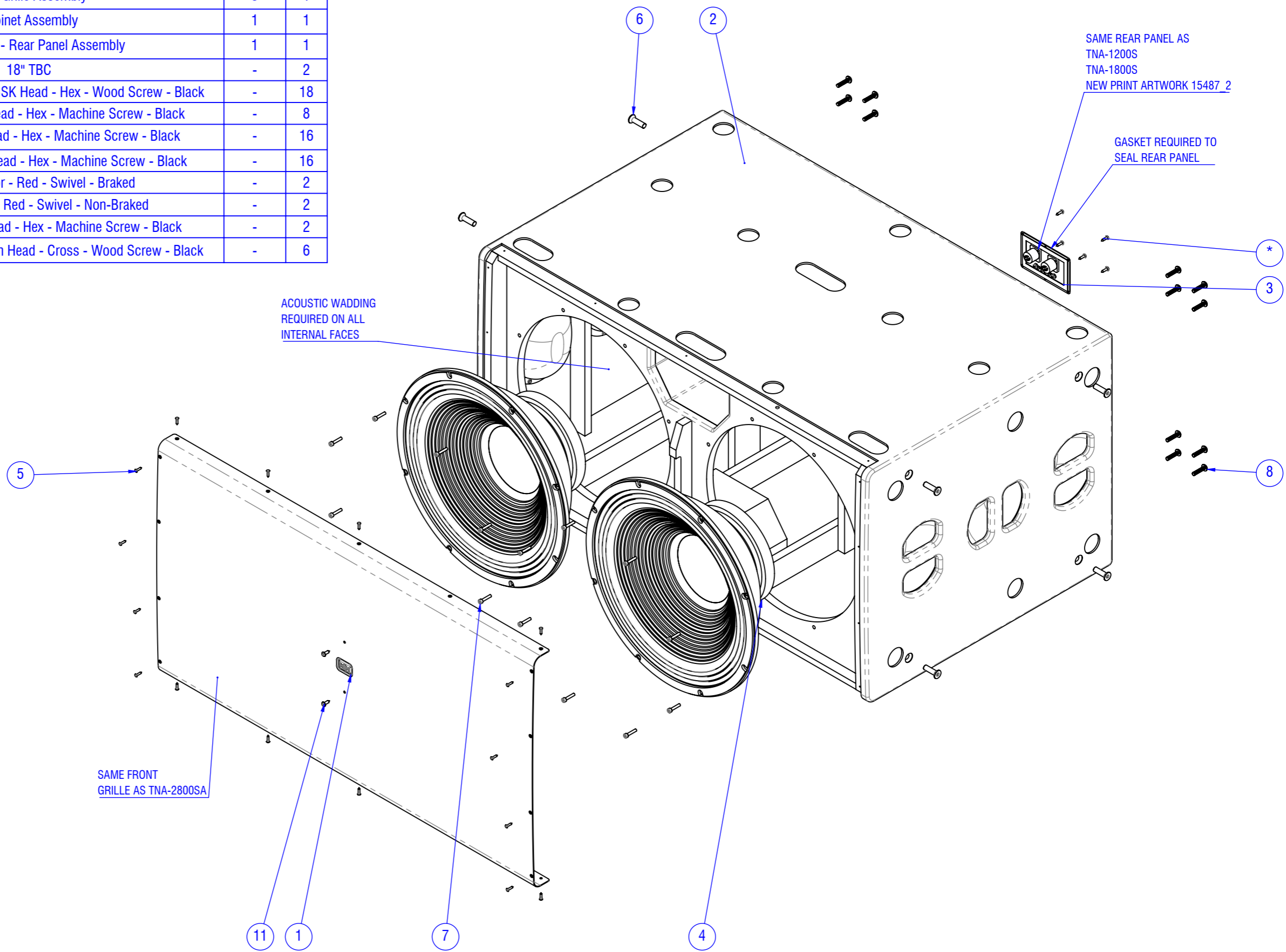


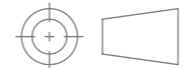
ITEM NO.	Part Number	DESCRIPTION	Revision	QTY.
1	MCA015865	Front Grille Assembly	3	1
2	MCA016797	Cabinet Assembly	1	1
3	MCA016799	TNA-2800S - Rear Panel Assembly	1	1
4	MCI015114	18" TBC	-	2
5	MCM015177	(No.6) 3.5mm x 16mm - CSK Head - Hex - Wood Screw - Black	-	18
6	MCM012817	M10 x 35mm - CSK Head - Hex - Machine Screw - Black	-	8
7	MCM015107	M5 x 25mm - Cap Head - Hex - Machine Screw - Black	-	16
8	MCM015869	M8 x 30mm - Button Head - Hex - Machine Screw - Black	-	16
9	MCM016078	100mm Castor - Red - Swivel - Braked	-	2
10	MCM016077	100mm Castor - Red - Swivel - Non-Braked	-	2
11	MCM016076	5 x 16mm - Button Head - Hex - Machine Screw - Black	-	2
12	MCM014615	(No.8) 4mm x 16mm - Pan Head - Cross - Wood Screw - Black	-	6



HH ELECTRONICS LTD
 STEELPARK ROAD, COOMBS WOOD BUSINESS PARK,
 HALESOWEN, WEST MIDLANDS, B62 8HD, UK
 WWW.HHELECTRONICS.CO.UK

DESCRIPTION:
PRODUCT ASSEMBLY

STATE:
RELEASED



UNLESS OTHERWISE STATED:
 ALL DIMENSIONS ARE IN MILLIMETERS (mm)
 LINEAR TOLERANCE ±0.5 ANGULAR TOLERANCE ±1.0°

PROJECT TITLE:
TNA-2800S

REFER TO 3D MODEL FOR FULL DIMENSIONAL DATA

THIS DRAWING REMAINS THE PROPERTY OF HH ELECTRONICS LIMITED.
 THIS DRAWING, HARD COPY OR DIGITAL, AND ANY ATTACHMENTS ARE
 CONFIDENTIAL, LEGALLY PRIVILEGED AND PROTECTED BY COPYRIGHT.

DWG NO.
MCA016796

DATE:
24/04/2024

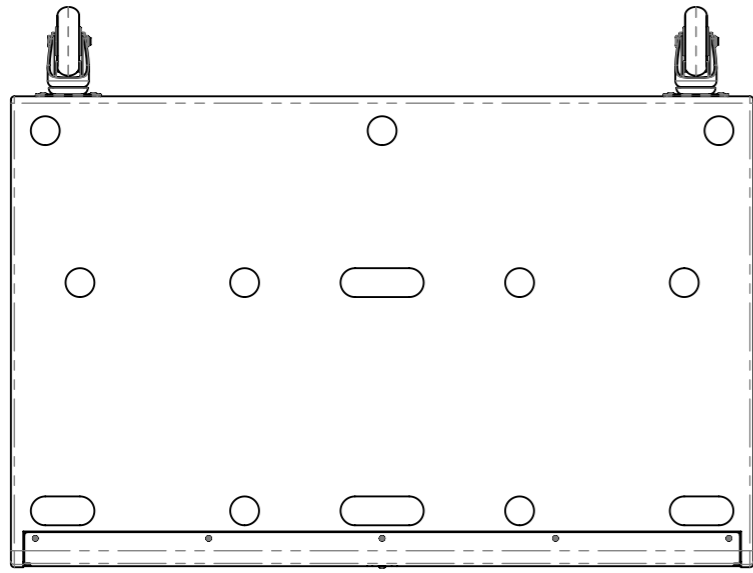
SCALE:
1:8

REVISION:
1

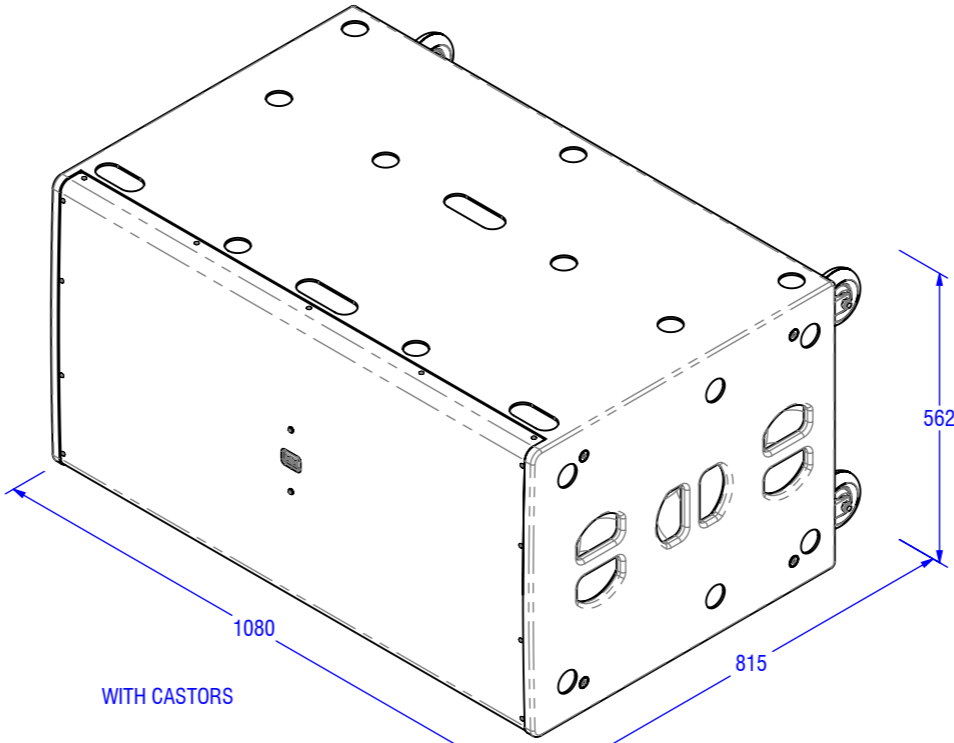
RELEASED BY:
TB

SHEET:
1/2

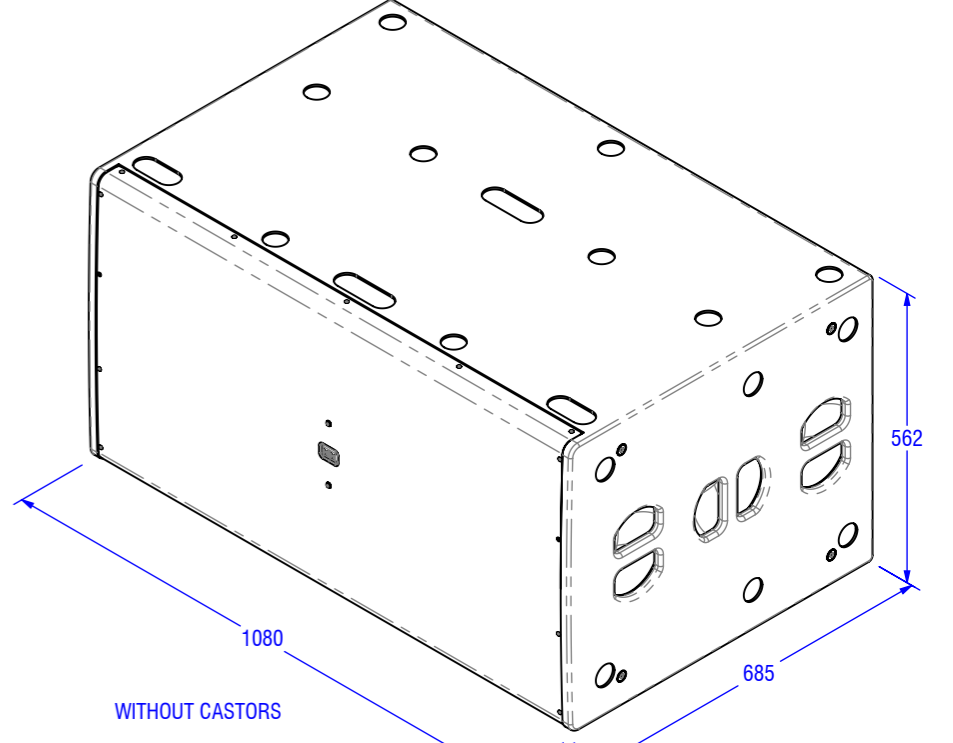
SHEET SIZE:
A3



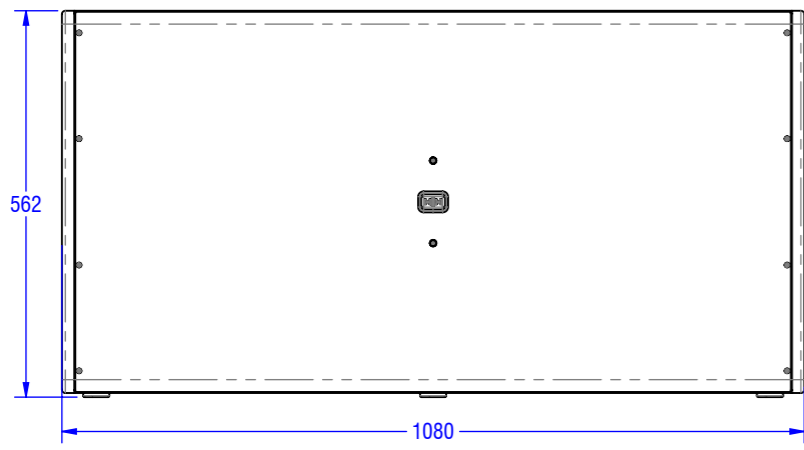
TOP



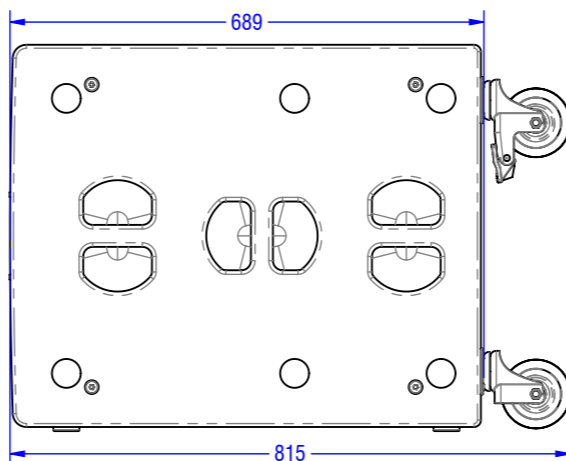
WITH CASTORS



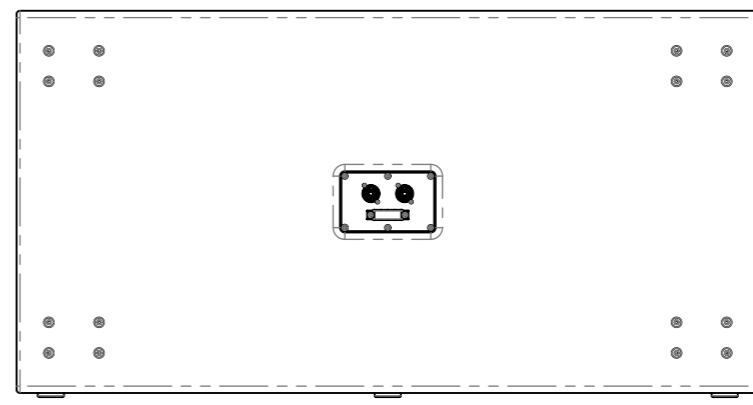
WITHOUT CASTORS



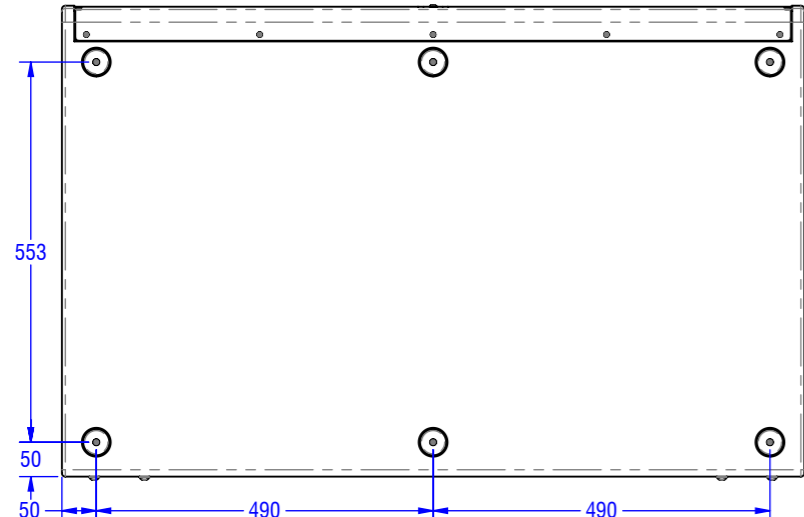
FRONT



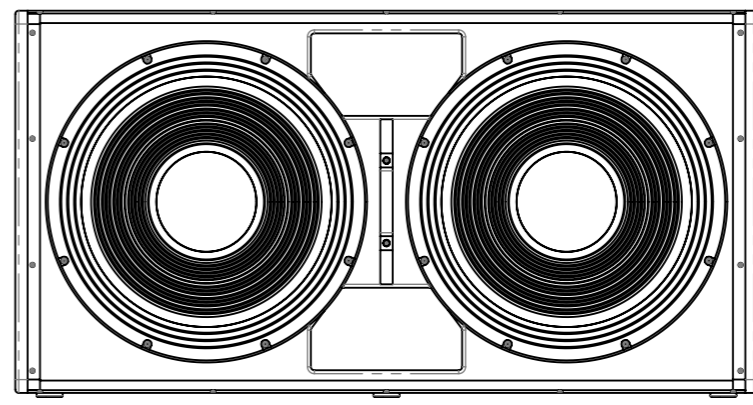
RIGHT



REAR



BASE



FRONT



HH ELECTRONICS LTD
 STEELPARK ROAD, COOMBS WOOD BUSINESS PARK,
 HALESOWEN, WEST MIDLANDS, B62 8HD, UK
 WWW.HHELECTRONICS.CO.UK

DESCRIPTION: PRODUCT ASSEMBLY	PROJECT TITLE: TNA-2800S
STATE: RELEASED	REFER TO 3D MODEL FOR FULL DIMENSIONAL DATA
UNLESS OTHERWISE STATED: ALL DIMENSIONS ARE IN MILLIMETERS (mm) LINEAR TOLERANCE ±0.5 ANGULAR TOLERANCE ±1.0°	THIS DRAWING REMAINS THE PROPERTY OF HH ELECTRONICS LIMITED. THIS DRAWING, HARD COPY OR DIGITAL, AND ANY ATTACHMENTS ARE CONFIDENTIAL, LEGALLY PRIVILEGED AND PROTECTED BY COPYRIGHT.

DWG NO. MCA016796	REVISION: 1
DATE: 24/04/2024	RELEASED BY: TB
SCALE: 1:11	SHEET SIZE: A3
	SHEET: 2/2